

Concast™ Crete Cure


Modified Organic Curing Compound

INSTRUCTIONS FOR USE

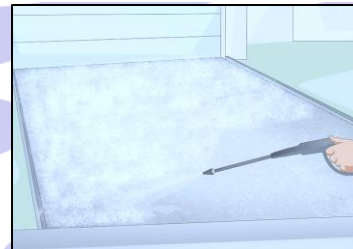
1. If used as an initial cure, Concast CreteCure should be applied quickly, after the bleed water has disappeared, but while the concrete is still damp.
2. Concast CreteCure appears white, sometimes with a bluish cast, when first applied. However, applied at the recommended coverage rate under proper conditions, the product will dry clear.
3. Use clean pump-up spray equipment with a fan-tip nozzle. Clean the sprayer immediately after using the equipment. Do not mix solvent-based products with water based products in the same sprayer. Even the slightest contamination from previously used solvent-based products can cause Concast CreteCure to become stringy and likely to clog sprayer nozzles.
4. Concast CreteCure should be sprayed and applied in a very thin and uniform manner, following recommended coverage rates. Do not puddle! A heavy application will result in a mottled look or a permanently white appearance. If during application the product comes out as a stream or droplets, as compared to a fan-shaped mist, stop the application, clean the nozzle and start again. A discoloured and streaked surface appearance will occur if this precaution is not followed.
5. The installation of Concast CreteCure can result in a slight darkening of the concrete surface. The owner of the project must be aware that this darkening may occur. A small test application is recommended to insure the appearance of the resulting finish is acceptable to the owner.
6. Low temperatures and rising humidity will cause Concast CreteCure to have greatly extended drying times. Expect this condition in enclosed environments with little or no ventilation. High humidity and low temperatures can also cause whitening or "blushing" of the cure and seal. This condition is often not able to be fixed, except by complete removal and reapplication.
7. Protect Concast CreteCure from freezing during storage. Freezing will render the product unusable and unrecoverable.

STEPS:

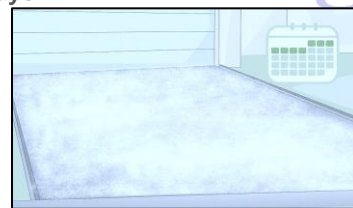
1. Wait until the water sheen evaporates before applying Concast CreteCure.



2. Spray or brush an even layer of Concast CreteCure on the concrete surface.



3. Leave the compound undisturbed for 7-10 days.



4. Scrub the compound off if it doesn't disintegrate on its own after the curing period is over.



CONFLOOR TECHNOLOGIES LLP

SCO 640, 2nd Floor, B-Block, Greenfield Colony, Faridabad-121010, Haryana

Tel: +91 9821307042/ 9821564006 | Email: info@confloors.in | Website: www.confloors.in